



FOR **INDOOR**
OR **OUTDOOR**
COFFEE MAKING



14 cup

REVERE

Coffee Maker
AND SERVER



LIKE ALL **REVERE WARE**...

Styled for Beauty

CONSTRUCTED FOR **A LIFETIME OF
SUPERIOR SERVICE**

Here's the perfect coffee maker for the perfect hostess. Your new 14 cup Revere Ware Coffee Maker is designed for brewing large quantities of rich, flavorful coffee in an amazingly short time. It will save you many minutes of waiting, and give you the finest coffee you've ever served.

Burnished copper, clad to stainless steel . . . clean, sweeping lines . . . massive good looks—your new 14 cup Revere Ware Coffee Maker is at home wherever it goes!

Copper heats swiftly and evenly . . . mirror-like stainless steel won't affect coffee taste. Equipped with a non-drip spout, the Revere Ware 14 cup Coffee Maker boasts a "swing-lock" handle and well-placed hand-grip for convenient pouring.

At home wherever it goes . . .

Daily Dining or TV Parties,


Camping Trips or Bridge Parties



You need this big, man-sized 14 cup coffee maker for outdoor cooking sessions, club meetings, hunting and fishing trips. And, of course, whenever guests drop in.

Use this versatile coffee maker for family meals every day. REMEMBER: it's easy to make as few as 8 cups of the same fine quality coffee in just a few minutes.

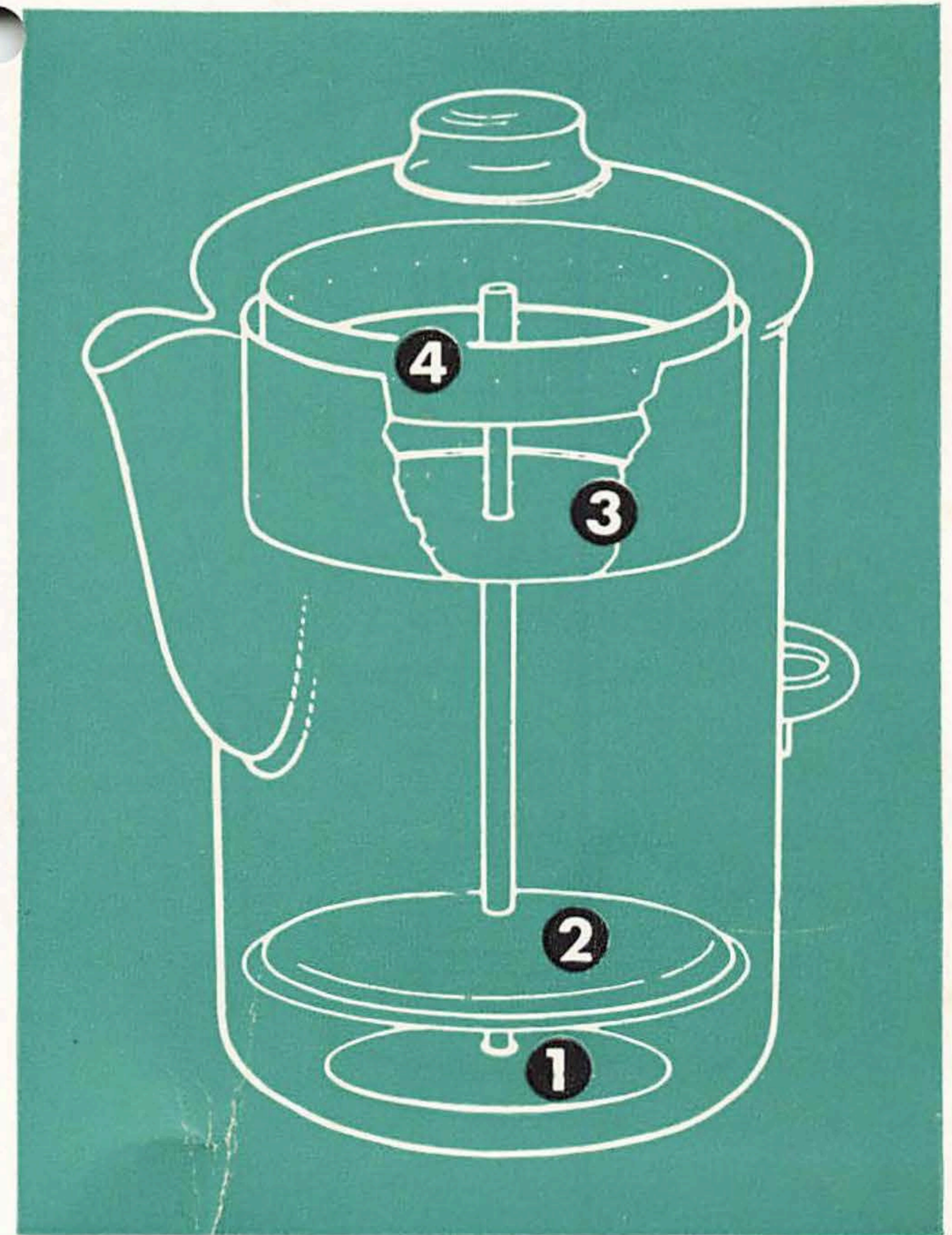
With "outdoor living" and TV parties already an American Tradition, you'll be drinking more coffee. The Revere Ware 14 cup Coffee Maker was created especially for you and your changing mode of life.



YOUR REVERE WARE COFFEE MAKER

Before making coffee for the first time in your new Revere Ware Copper Clad Stainless Steel Coffee Maker, wash each part thoroughly. Re-assemble the parts following the diagram and note the following outstanding features.

- 1** Pump and . . .
- 2** Quick Heat Shield—Assures faster coffee making by concentrating heated water under tube for quick perking through pump. Maintains brewing coffee at ideal temperature, insuring full, rich flavor. When assembling, slide Quick Heat Shield down over Pump tube. Made of stainless steel.
- 3** Coffee Basket—Provides for a deep bed of coffee, essential in extracting full flavor. Made of stainless steel.
- 4** Water Diffuser—A unique reservoir type spreader that rides on top of coffee bed to assure a more even distribution of water for greater coffee extraction. Made of stainless steel.





TO MAKE COFFEE IN YOUR REVERE COFFEE MAKER

1. Fill the coffee maker with cold water to desired level, indicated by markings on side. This is most easily done by removing coffee basket and water diffuser.
2. Replace coffee basket, and for each cup of coffee desired, measure in 1 heaping tablespoon or 2 level tablespoons of your favorite coffee blend (regular grind). Distribute coffee evenly in basket.
3. Place water diffuser over coffee, making sure it contacts coffee bed to give best filtering action. (See diagram.)
4. Cover and place over high heat until perking begins.
5. As soon as perking begins turn heat to lowest point which will maintain perking and perk for 6 minutes.

Note: Preparation time usually 18-21 minutes, for full capacity.

YOUR 14 CUP
REVERE WARE
COFFEE MAKER

. . . constructed for a lifetime of service—truly deserves to take its place with other members of the Revere Ware family—the World's Finest Utensils.

See these famous kitchen jewels at your favorite store and complete your set today.

Covered Sauce Pans	French Fryer Basket
Double Boilers	Mixing Bowls
Sauce Pots	Handy Pans
Bail Handle Kettles	Tea Kettles
French Chef Skillets	Hanging Racks
Coffee Makers	Dutch Oven

REVERE COPPER AND BRASS INCORPORATED

Rome Manufacturing Company Division • Rome, New York
Rome, New York • Clinton, Illinois • Riverside, California

